

Compliance Tracker

September 2021





Demo Practice

Region - Midwest

[+ Code Checker Appendix](#)

SELECT A SPECIES:





Compliance Summary September 2021



Annual Exams ?

387 / 405

Patients



Provider Superstar ?

★ Marilee Schmeler

Canine Wellness Bloodwork
Feline Internal Parasiticide

▲ 6% above practice average
▲ 4.2% above practice average

Key Compliance Numbers

Wellness Bloodwork	53%	▲ 27% ▼ 1%	above regional benchmark down from September 2020
	30%	▲ 6% ▼ 4%	above regional benchmark down from September 2020
Fecal Test	49%	▼ 18% ▼ 1%	below regional benchmark down from September 2020
	26%	▼ 2% ▼ 7%	below regional benchmark down from September 2020
DHPP Vaccination	72%	▼ 15% ▲ 15%	below regional benchmark up from September 2020
FVRCP Vaccination	74%	▼ 12% ▲ 7%	below regional benchmark up from September 2020

✔ Monthly Achievements

Canine Wellness Bloodwork ▲ 27% above regional benchmark

Canine Rabies Vaccination ▲ 22% up from September 2020

! Areas to Review

Heartworm Test ▼ 21% below regional benchmark

Feline Rabies Vaccination ▼ 7% down from September 2020

Compliance Trends – Canine ?

How has your practice's compliance changed over the past 24 months?
 How does your practice compare to other practices in your region (Midwest)?

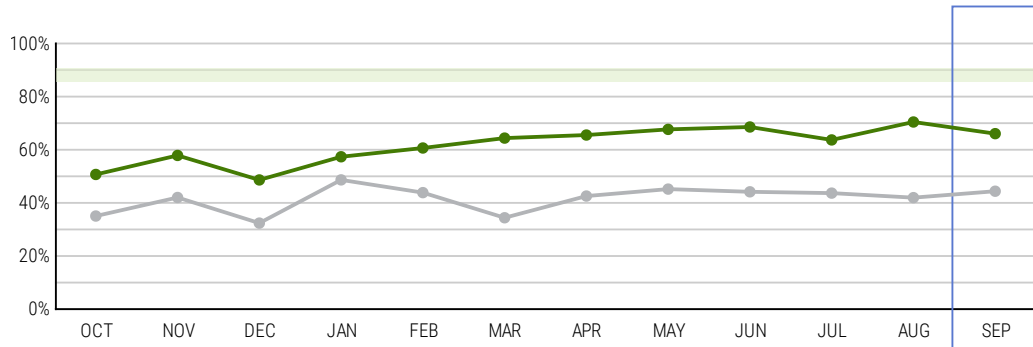
- **Current Year**
- Optimal Benchmark Range ?
- **Previous Year**

[+ Patient Audit Appendix](#)
[- Benchmark Numbers Appendix](#)

ALL CANINES ▼

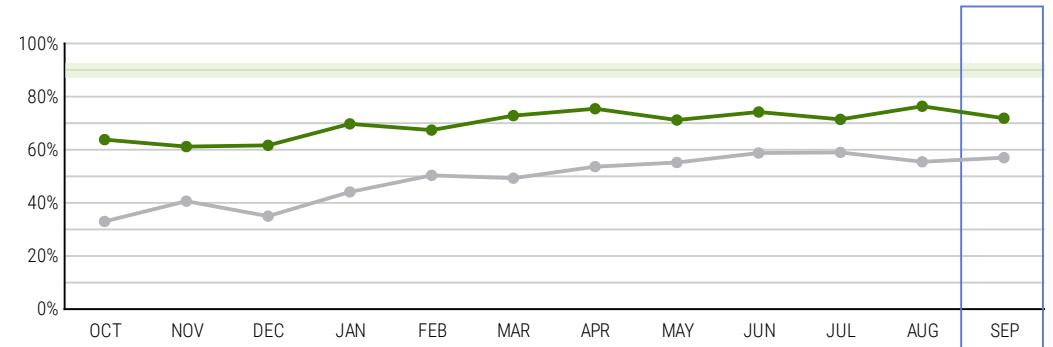
Rabies Vaccination 1 year protocol

Current Month: 65.7%
(226/344 patients compliant)



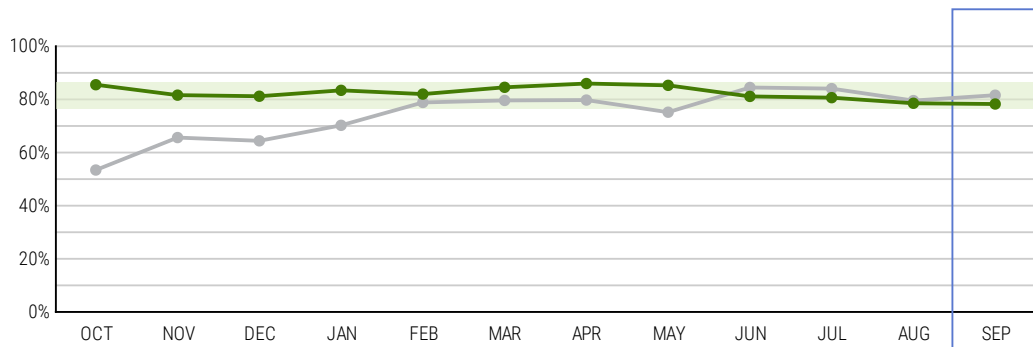
DHPP Vaccination 3 year protocol

Current Month: 71.5%
(246/344 patients compliant)



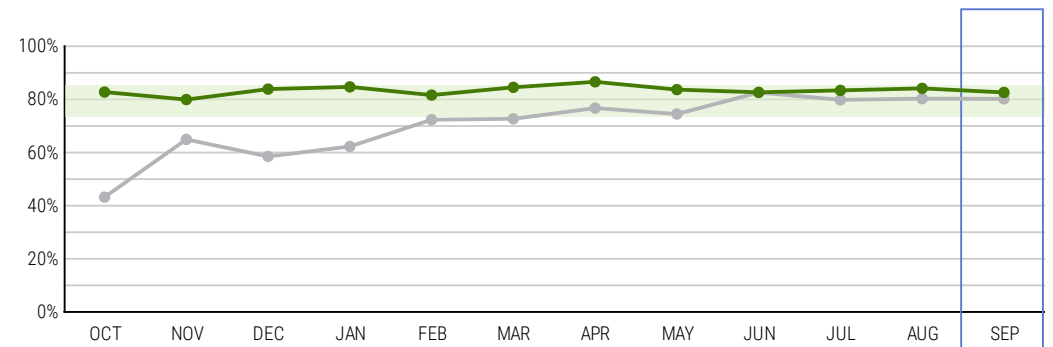
Leptospirosis Vaccination 1 year protocol

Current Month: 77.9%
(268/344 patients compliant)



Bordetella Vaccination 1 year protocol

Current Month: 82.3%
(283/344 patients compliant)



Compliance Trends – Canine ?

How has your practice's compliance changed over the past 24 months?
How does your practice compare to other practices in your region (Midwest)?

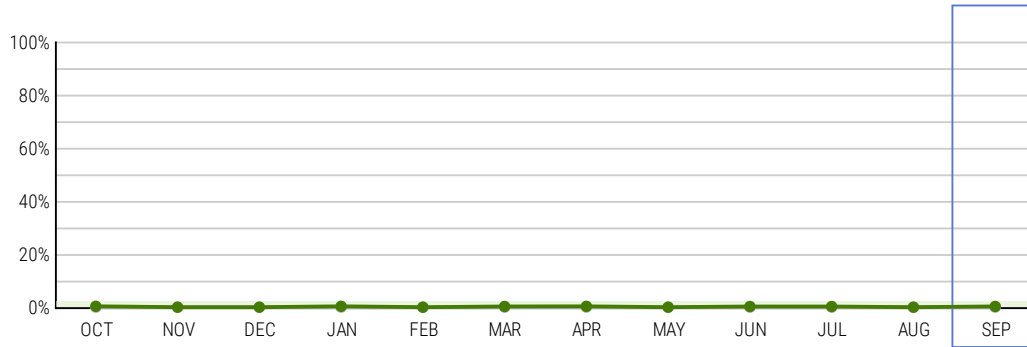
- **Current Year**
- Optimal Benchmark Range** ?
- **Previous Year**

 [- Patient Audit Appendix](#)
[- Benchmark Numbers Appendix](#)

ALL CANINES ▼

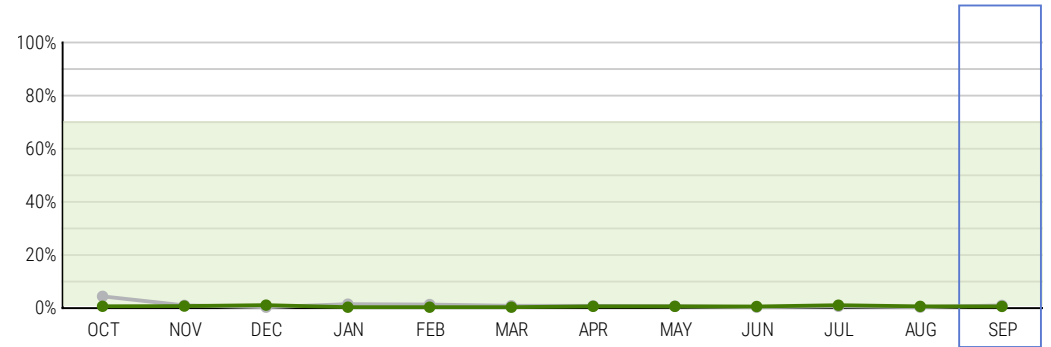
Lyme Vaccination 1 year protocol

Current Month: 0.3%
(1/344 patients compliant)



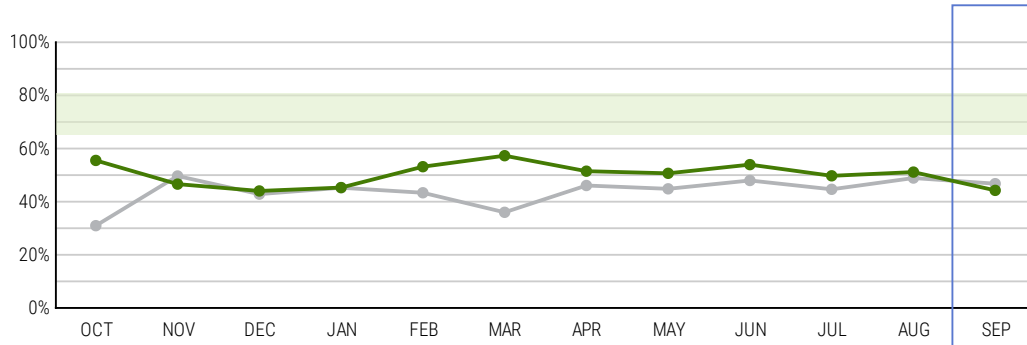
Tick Pathogen Test 1 year protocol

Current Month: 0.3%
(1/344 patients compliant)



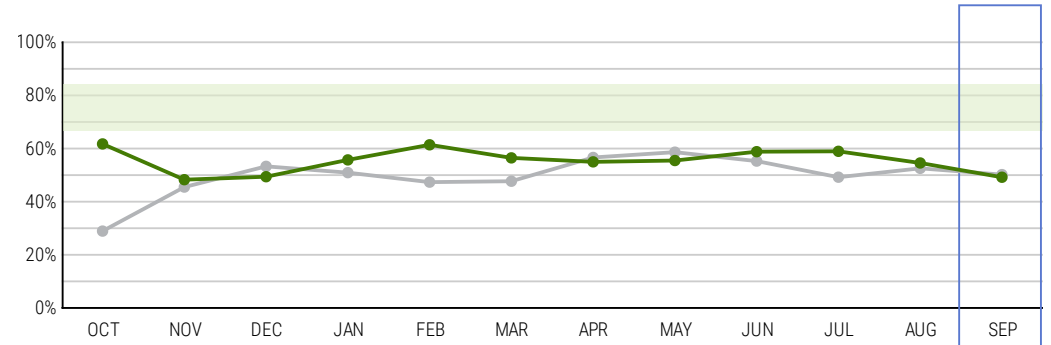
Heartworm Test 1 year protocol

Current Month: 43.9%
(151/344 patients compliant)



Fecal Test 1 year protocol

Current Month: 48.8%
(168/344 patients compliant)



Compliance Trends – Canine ?

How has your practice's compliance changed over the past 24 months?
 How does your practice compare to other practices in your region (Midwest)?

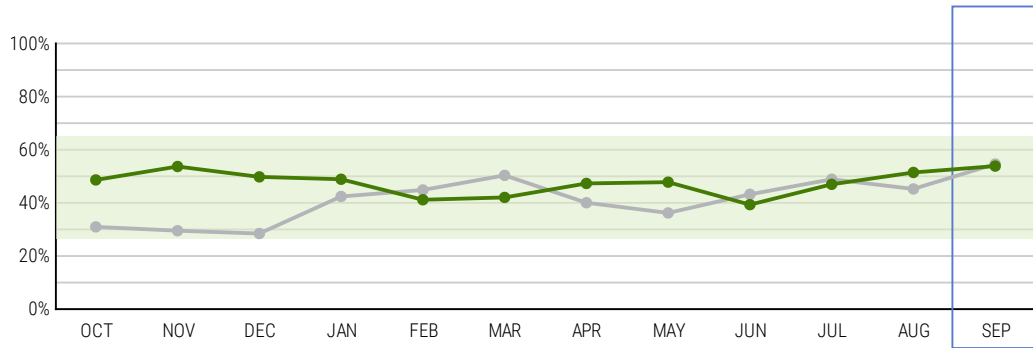
- **Current Year**
- Optimal Benchmark Range ?
- **Previous Year**

 [- Patient Audit Appendix](#)
[- Benchmark Numbers Appendix](#)

ALL CANINES ▼

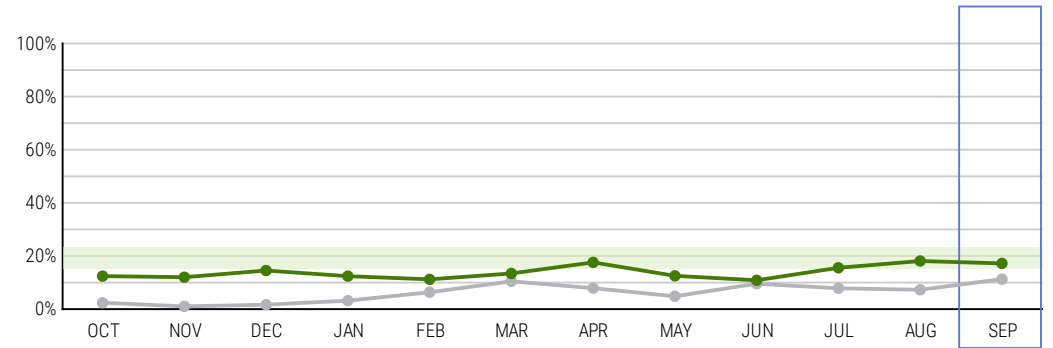
Wellness Bloodwork ? 1 year protocol

Current Month: 53.5%
(184/344 patients compliant)



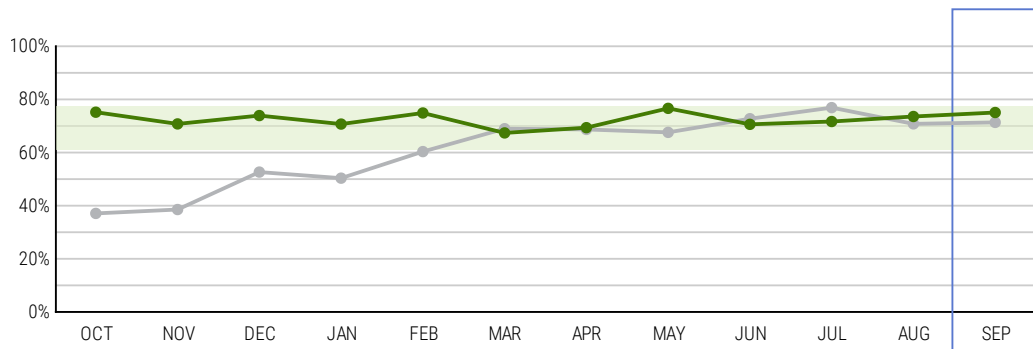
Dental Prophylaxis ? 3 year protocol

Current Month: 16.9%
(58/344 patients compliant)



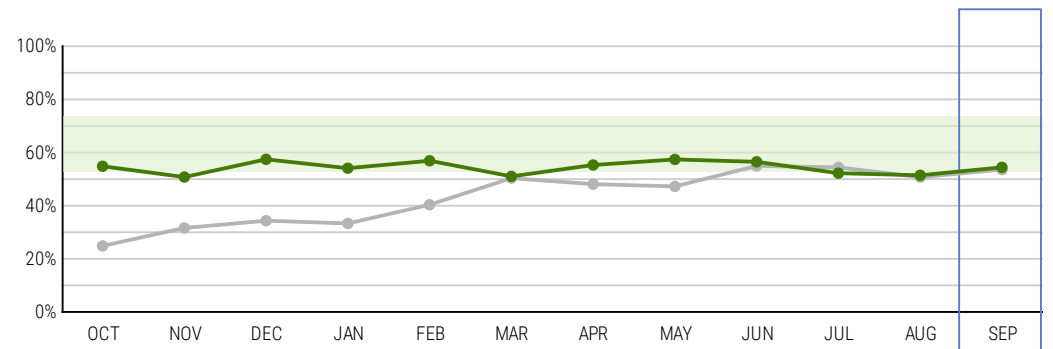
Internal Parasite Coverage ? 1 year protocol

Current Month: 74.7%
(257/344 patients compliant)



External Parasite Coverage ? 1 year protocol

Current Month: 54.1%
(186/344 patients compliant)



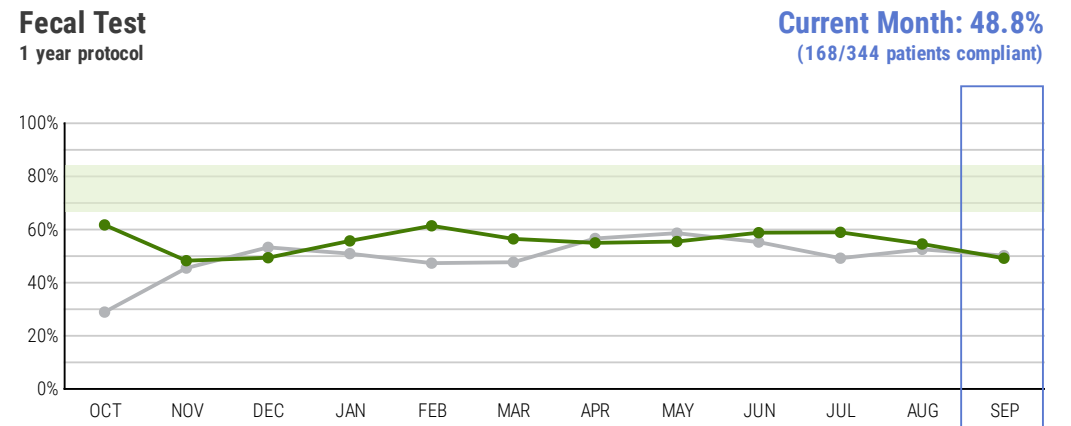
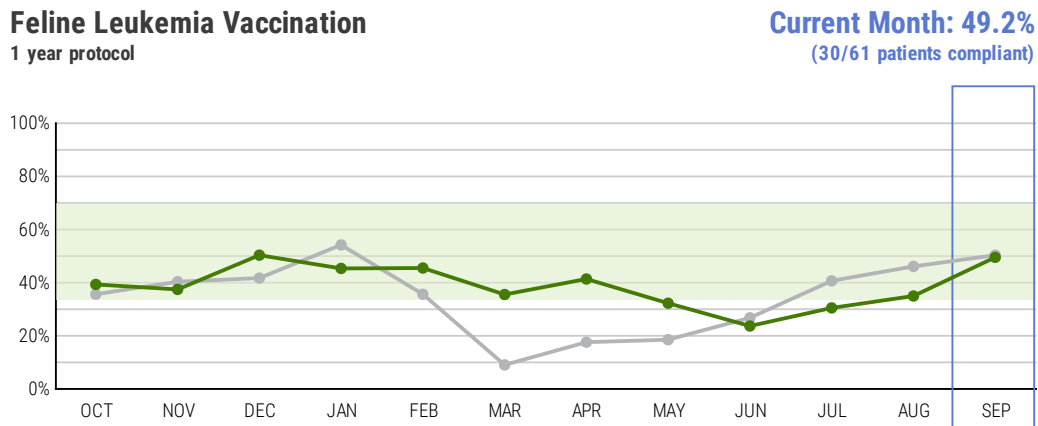
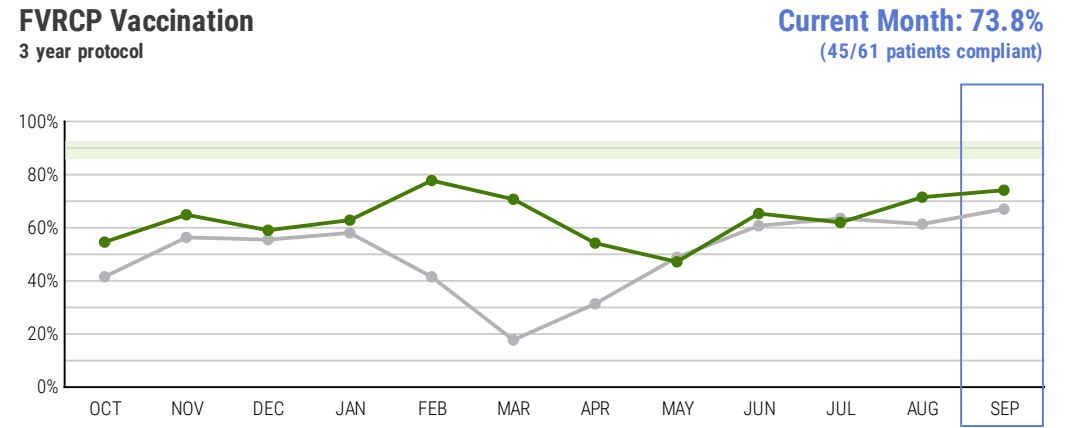
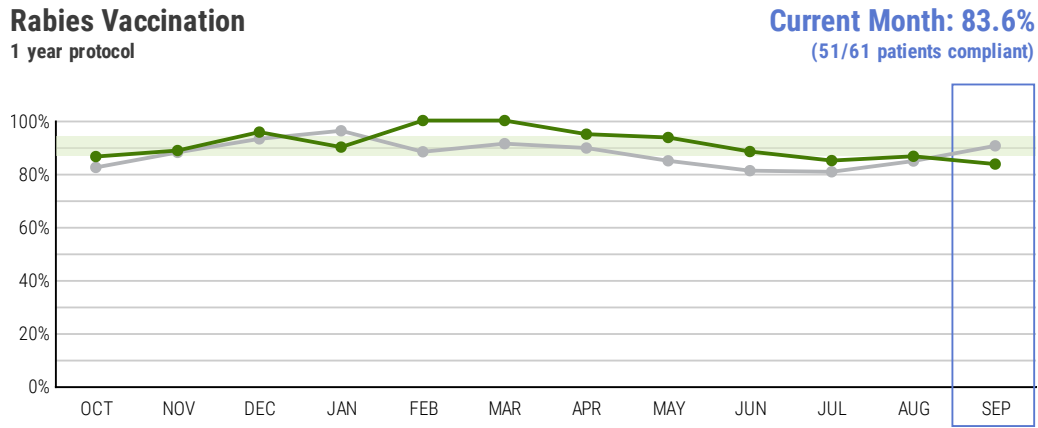
Compliance Trends – Feline ?

How has your practice's compliance changed over the past 24 months?
 How does your practice compare to other practices in your region (Midwest)?

- **Current Year**
- Optimal Benchmark Range** ?
- **Previous Year**

 [- Patient Audit Appendix](#)
[- Benchmark Numbers Appendix](#)

ALL FELINES ▼



Compliance Trends – Feline ?

How has your practice's compliance changed over the past 24 months?
How does your practice compare to other practices in your region (Midwest)?

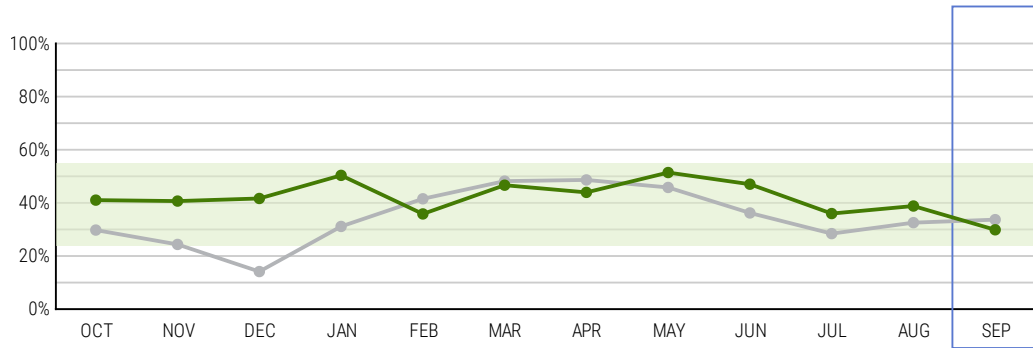
- **Current Year**
- Optimal Benchmark Range ?
- **Previous Year**

 [- Patient Audit Appendix](#)
[- Benchmark Numbers Appendix](#)

ALL FELINES ▼

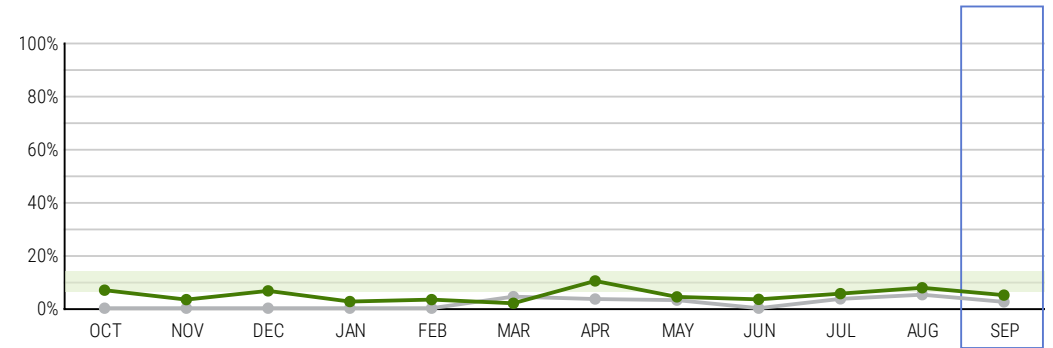
Wellness Bloodwork ? 1 year protocol

Current Month: 29.5%
(18/61 patients compliant)



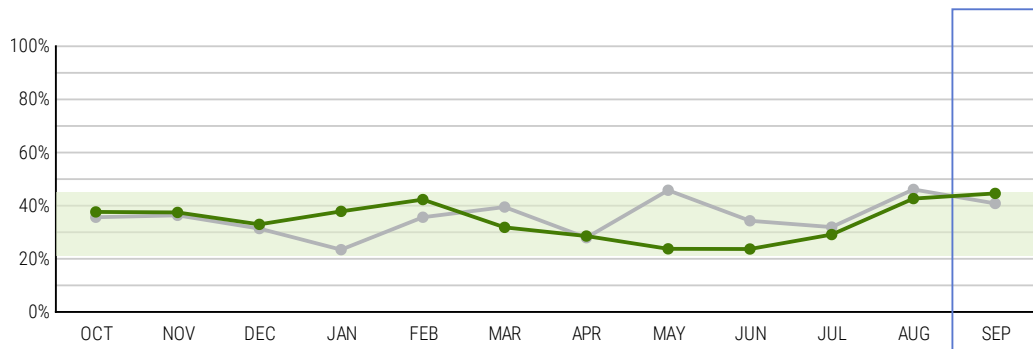
Dental Prophylaxis ? 3 year protocol

Current Month: 4.9%
(3/61 patients compliant)



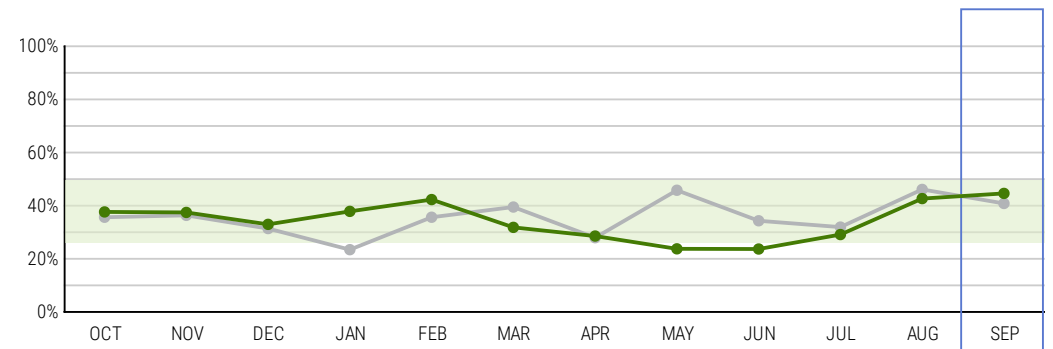
Internal Parasite Coverage ? 1 year protocol

Current Month: 44.3%
(27/61 patients compliant)



External Parasite Coverage ? 1 year protocol

Current Month: 44.3%
(27/61 patients compliant)



Conversion Rate by Doctor – Canine

▲ At or Above Practice Rate

▼ Slightly Below Practice Rate

▼ Significantly Below Practice Rate

 [- All Doctor Breakdown](#)

How successful was a given doctor at converting non-compliant patients into compliant patients?

ANGELO FADEL (15 PATIENTS)  

Procedure	Conversion Rate			Successful Conversions
	Practice	Doctor	Doctor Compared to Practice	
Rabies Vaccination	31%	33.3%	+ 2 %	1 / 3
DHPP Vaccination	34.7%	33.3%	- 1 %	2 / 6
Leptospirosis Vaccination	55.3%	100%	+ 45 %	2 / 2
Bordetella Vaccination	62.8%	0%	- 63 %	0 / 2
Lyme Vaccination	0%	0%	0 %	0 / 10
Tick Pathogen Test	0%	0%	0 %	0 / 10
Heartworm Test	17.9%	12.5%	- 5 %	1 / 8
Fecal Test	24.5%	20%	- 4 %	1 / 5
Wellness Bloodwork	31.3%	11.1%	- 20 %	1 / 9
Dental Prophylaxis	4.7%	0%	- 5 %	0 / 9
Internal Parasite Coverage	53.5%	40%	- 13 %	2 / 5
External Parasite Coverage	33%	71.4%	+ 38 %	5 / 7

Conversion Rate by Doctor – Feline

- ▲ At or Above Practice Rate
- ▼ Slightly Below Practice Rate
- ▼ Significantly Below Practice Rate

 [- All Doctor Breakdown](#)

How successful was a given doctor at converting non-compliant patients into compliant patients?

ANGELO FADEL (15 PATIENTS) ?

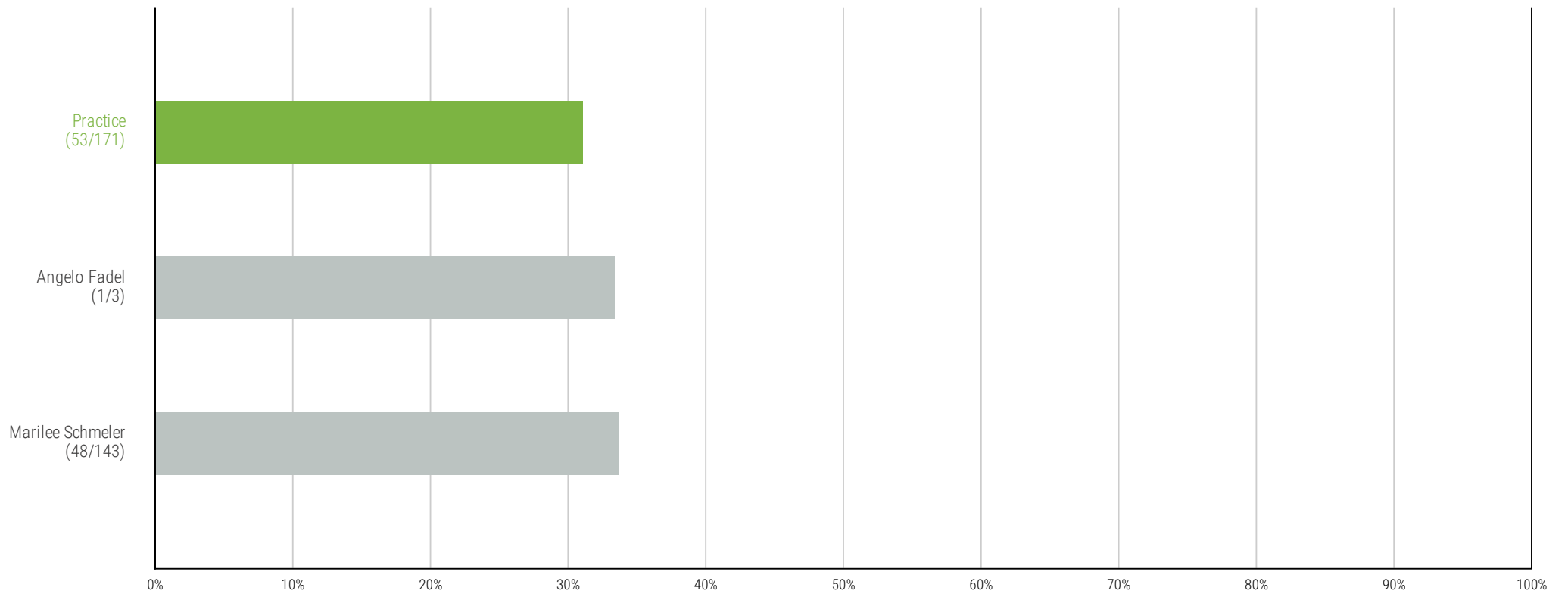
Procedure	Conversion Rate			Successful Conversions
	Practice	Doctor	Doctor Compared to Practice	
Rabies Vaccination	74.4%	0%	- 74 %	0 / 0
FVRCP Vaccination	56.8%	0%	- 57 %	0 / 0
Feline Leukemia Vaccination	43.6%	0%	- 44 %	0 / 0
Fecal Test	18.2%	0%	- 18 %	0 / 0
Wellness Bloodwork	14%	0%	- 14 %	0 / 0
Dental Prophylaxis	1.7%	0%	- 2 %	0 / 0
Internal Parasite Coverage	34.6%	0%	- 35 %	0 / 0
External Parasite Coverage	34.6%	0%	- 35 %	0 / 0

Conversion Rate by Procedure – Canine ?

How successful was each doctor at converting non-compliant patients into compliant patients for a given wellness procedure?

ALL CANINES ▼

RABIES VACCINATION (53 TOTAL THIS MONTH) ▼



Conversion Rate by Procedure – Feline ?

How successful was each doctor at converting non-compliant patients into compliant patients for a given wellness procedure?

ALL FELINES ▼

RABIES VACCINATION (29 TOTAL THIS MONTH) ▼

